

Token Board

Goal

Increase compliance and motivation to complete target tasks

How








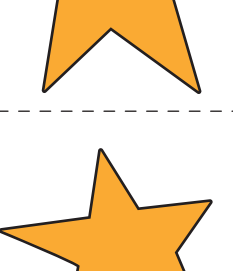
Provide reinforcement in form of praise and token for each completed task, then provide a larger reinforcer when all tokens have been earned.

Context

- Use as a visual reminder of what can be earned for completing the target tasks
- Use to build compliance with a variety of tasks
- Use to teach delayed reinforcement (earning something rewarding later)
- Use to teach self-management (student can learn to give himself tokens after completing tasks)

Instructions

1. Copy this page and cut out all pieces
2. If possible, laminate pieces for longer use
3. Ask student to choose reward to work for
4. Place reward icon on token board
5. Place a star token on each blank square as the student completes tasks
6. When the board is full with the six stars, the student earns the reward

 <p>Toys</p>	
 <p>Electronics</p>	
 <p>A break</p>	
 <p>A book</p>	

I am working for

Place reward icon here

Place first star here